

Scaled data based on original data using
LM-79-08 Approved Method: Electrical and Photometric Measurements of Solid-
State Lighting Products

Test Report Prepared for
Cooper Lighting Solutions
(formerly Eaton)

Brand: STREETWORKS

Report Number: P456594

Luminaire Tested: **GLAN-SA7D-760-U-T3R**

Issue Date: 1/4/2021

Test Information

Test Method: LM-79-08
Report Number: P456594
TEST IS SCALED FROM IESNA LM-79-08 TEST DATA (G3-2011-042-8)
Test Lab: INNOVATION CENTER
Issue Date: 1/4/2021
Manufacturer: COOPER LIGHTING SOLUTIONS (FORMERLY EATON)
Product Line: STREETWORKS
Catalog Number: GLAN-SA7D-760-U-T3R
Description: GALLEON AREA AND ROADWAY LUMINAIRE
(7) 70 CRI, 5700K, 1200mA LIGHTSQUARES WITH 16 LEDS EACH AND TYPE III
ROADWAY OPTICS
Light Source: -
Ballast/Driver: ELECTRONIC DRIVER

Summary

Lumens per Lamp: N/A
Luminaire Lumens: 55139 lumens
Efficiency: N/A
Efficacy: 127.3 lumens/watt
Luminous Opening: Rectangular (W 1.5' x L: 1.5' x H: 0')
IES Classification: Type IV - Medium
BUG Rating: B4 - U0 - G5

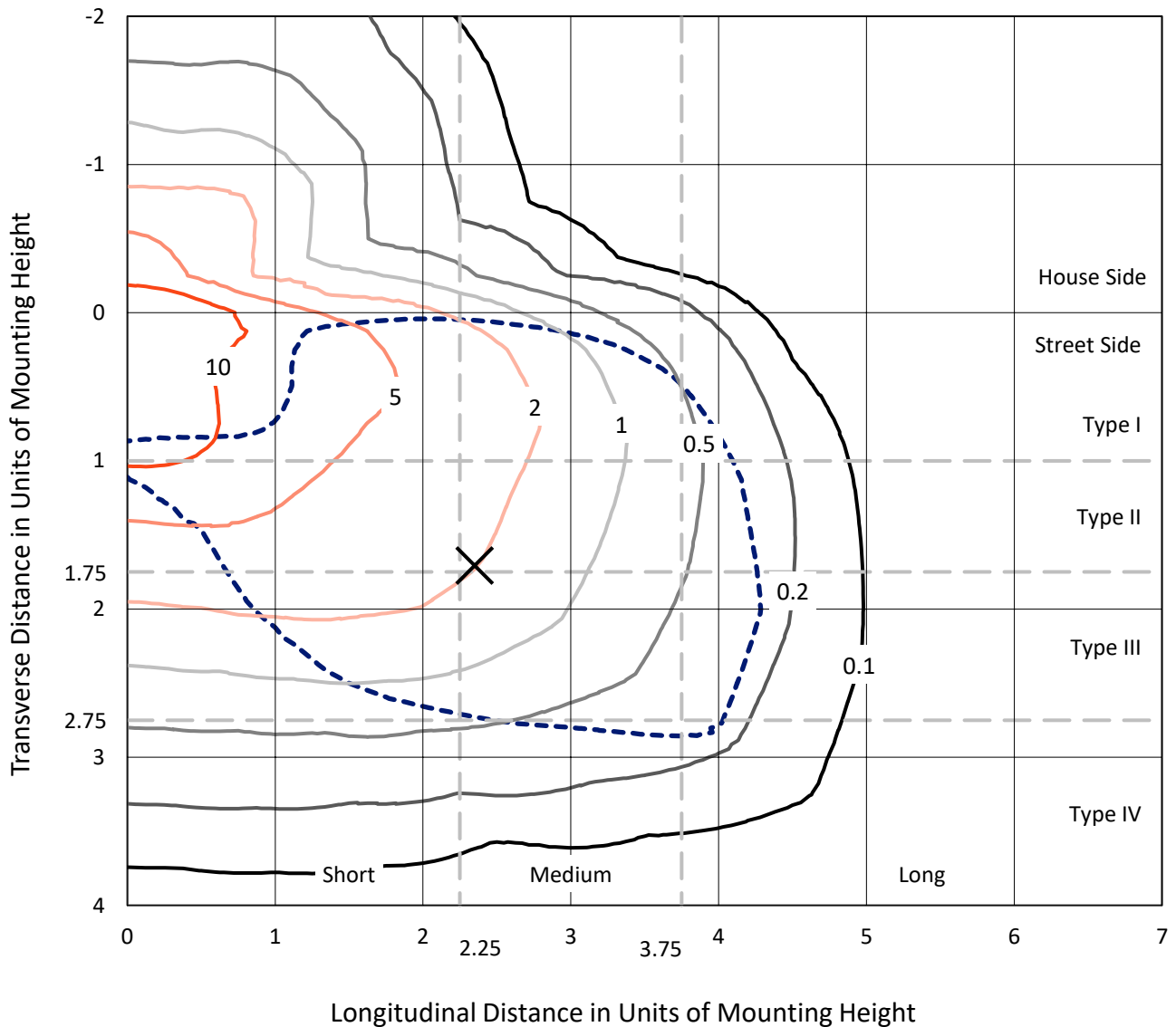
Input Watts (W): 433
Input Voltage (V): NR
Input Current (Ain): NR
Voltage Rise (V): NR
Power Factor: NR
Total Harmonic Distortion (THDi): NR
Frequency (hertz): 60
Stabilization Time: NR
Operation Time: NR
Ambient Temperature (°C): NR
Test Distance: 24 FT



REPORT NUMBER: P456594
 CATALOG NUMBER: GLAN-SA7D-760-U-T3R

Iso-Footcandle Lines of Horizontal Illumination

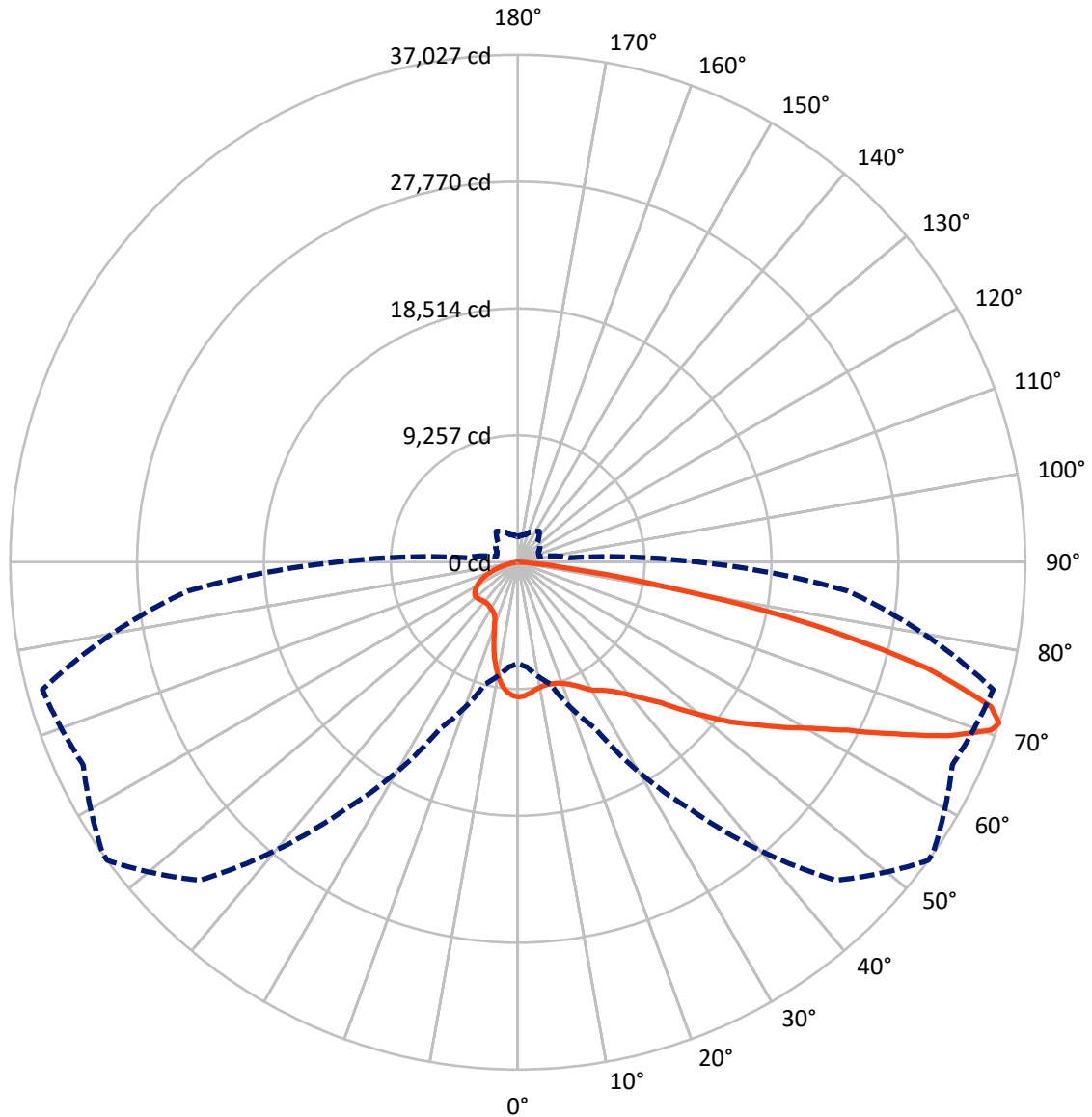
× Max cd
 - - - 1/2 Max cd



Based on 25 foot mounting height. Maximum calculated value = 15.9 fc
 Type IV - Medium - N/A

REPORT NUMBER: P456594
CATALOG NUMBER: GLAN-SA7D-760-U-T3R

Luminous Intensity Polar Plot



— Vertical Plane Through 54-Deg Lateral - - - Horizontal Cone Through 71-Deg Vertical

REPORT NUMBER: P456594

CATALOG NUMBER: GLAN-SA7D-760-U-T3R

FLUX DISTRIBUTION:

		Downward	Upward	Total
House Side	Lumens	9955.0	0.0	9955.0
	% Fixture	18.1	0.0	18.1
Street Side	Lumens	45184.0	0.0	45184.0
	% Fixture	81.9	0.0	81.9
Total	Lumens	55139.0	0.0	55139.0
	% Fixture	100.0	0.0	100.0

ZONAL LUMENS:

Zone	Lumens	% Fixture
0°-10°	876.7	1.6
10°-20°	2314.9	4.2
20°-30°	3854.4	7.0
30°-40°	5699.3	10.3
40°-50°	8027.7	14.6
50°-60°	10749.5	19.5
60°-70°	13548.9	24.6
70°-80°	9253.8	16.8
80°-90°	813.8	1.5
90°-100°	0.0	0.0
100°-110°	0.0	0.0
110°-120°	0.0	0.0
120°-130°	0.0	0.0
130°-140°	0.0	0.0
140°-150°	0.0	0.0
150°-160°	0.0	0.0
160°-170°	0.0	0.0
170°-180°	0.0	0.0
0°-90°	55139.0	100.0
0°-180°	55139.0	100.0

Coefficient of Utilization



REPORT NUMBER: P456594

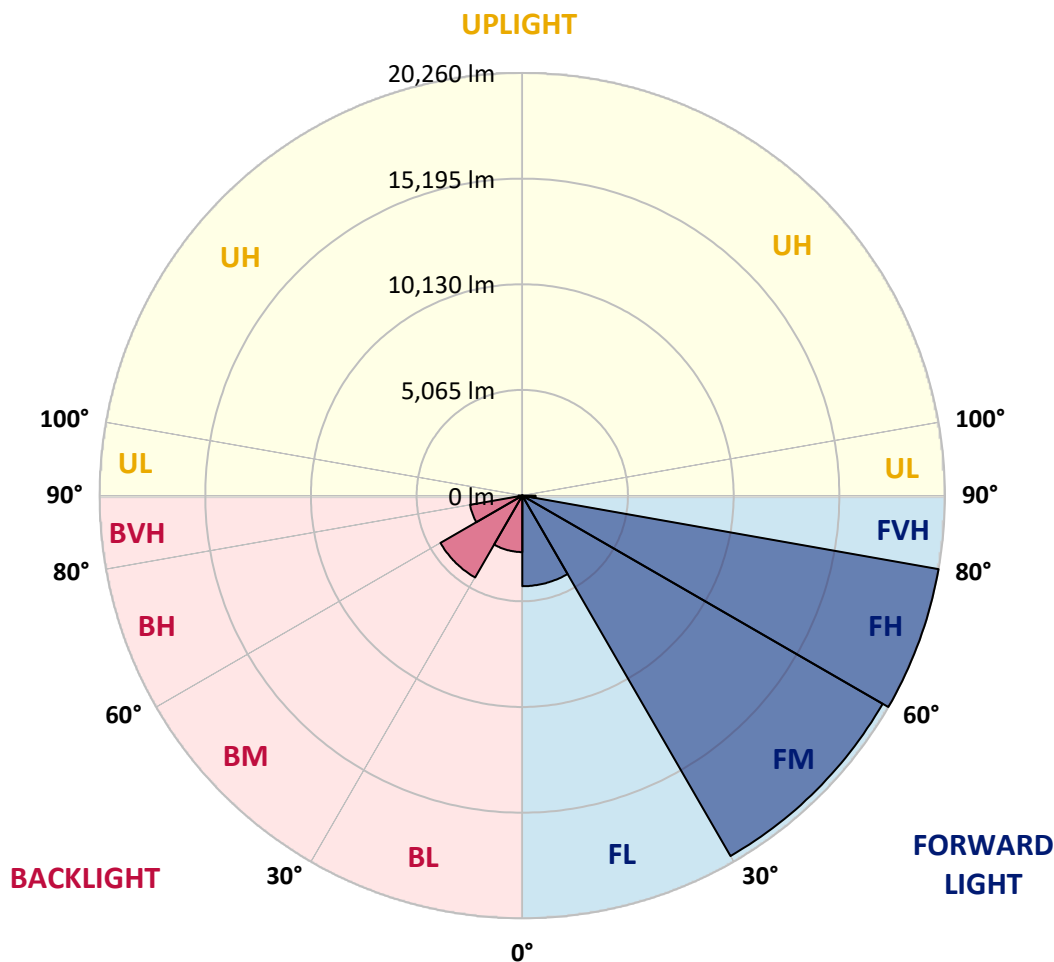
CATALOG NUMBER: GLAN-SA7D-760-U-T3R

LUMINAIRE CLASSIFICATION SYSTEM LUMEN TABLE AND BUG RATING:

Zone	Lumens	% Fixture	Zone Rating/Lumen Limit		
			B	U	G
FL (0°-30°)	4340.3	7.9			
FM (30°-60°)	19947.3	36.2			
FH (60°-80°)	20260.2	36.7			G5
FVH (80°-90°)	636.1	1.2			G4/750
BL (0°-30°)	2705.6	4.9	B4/5000		
BM (30°-60°)	4529.2	8.2	B3/5000		
BH (60°-80°)	2542.5	4.6	B4/5000		G4/5000
BVH (80°-90°)	177.7	0.3			G2/225
UL (90°-100°)	0.0	0.0		U0/0	
UH (100°-180°)	0.0	0.0		U0/0	

BUG Rating: B4-U0-G5

Type IV Medium





REPORT NUMBER: P456594

CATALOG NUMBER: GLAN-SA7D-760-U-T3R

CANDELA DISTRIBUTION (FULL):

	0°	5°	15°	25°	35°	45°	54°	55°	65°	75°	85°
0°	9837.6	9837.6	9837.6	9837.6	9837.6	9837.6	9837.6	9837.6	9837.6	9837.6	9837.6
2.5°	9504.0	9548.7	9560.6	9590.4	9653.0	9703.6	9754.2	9748.3	9819.7	9849.5	9876.3
5°	9081.1	9093.0	9137.7	9197.3	9307.5	9447.4	9584.5	9587.4	9763.2	9903.1	9971.6
7.5°	8771.4	8810.1	8839.9	8902.4	9018.6	9170.5	9387.9	9405.7	9718.5	9995.5	10141.4
10°	8568.8	8613.5	8646.3	8723.7	8839.9	9009.6	9244.9	9277.7	9685.7	10141.4	10397.6
12.5°	8384.2	8428.8	8458.6	8559.9	8711.8	8920.3	9185.3	9224.1	9697.6	10311.2	10677.5
15°	8497.3	8533.1	8521.2	8551.0	8652.2	8890.5	9209.2	9247.9	9742.3	10475.0	10954.5
17.5°	9000.7	9030.5	8932.2	8819.0	8771.4	8947.1	9283.6	9325.3	9831.7	10644.8	11237.5
20°	9742.3	9822.7	9608.3	9355.1	9125.8	9149.6	9438.5	9483.2	9956.7	10814.5	11526.4
22.5°	10707.3	10766.9	10504.8	10087.8	9664.9	9447.4	9670.8	9697.6	10144.4	11034.9	11842.1
25°	11842.1	11877.8	11514.4	10978.3	10367.8	9956.7	9989.5	10037.2	10454.1	11285.1	12122.0
27.5°	12944.1	13057.3	12637.3	11982.1	11177.9	10492.9	10427.3	10457.1	10790.7	11425.1	12315.6
30°	14251.6	14242.6	13798.9	13039.4	12008.9	11076.6	10841.3	10835.4	10972.4	11493.6	12455.6
32.5°	15294.0	15416.1	14981.3	14153.3	12959.0	11681.2	11127.3	11115.3	11112.4	11612.7	12664.1
35°	16479.4	16497.3	16098.2	15264.2	13986.5	12440.7	11526.4	11466.8	11398.3	11868.9	12947.1
37.5°	17539.7	17623.1	17256.8	16321.6	14996.2	13230.0	12074.4	12035.7	11827.2	12312.7	13399.8
40°	18367.7	18430.3	18209.9	17319.3	15991.0	14081.8	12771.3	12699.8	12446.7	13039.4	14004.4
42.5°	18638.7	18766.8	18853.2	18415.4	17134.7	15091.5	13629.1	13539.7	13346.2	14141.4	14701.3
45°	18659.6	18862.1	19317.8	19338.7	18284.3	16300.7	14629.8	14567.3	14552.4	15553.1	15681.2
47.5°	18501.7	18707.3	19472.7	19886.7	19308.9	17521.9	16074.4	15976.1	15985.0	17298.5	16780.2
50°	18120.5	18364.7	19294.0	20238.1	20110.1	18790.6	17599.3	17566.5	17751.2	19291.0	17921.0
52.5°	17402.7	17697.6	19109.3	20458.5	20705.8	19883.7	19332.7	19240.4	19708.0	21453.3	19168.9
55°	15416.1	15859.9	18433.2	20580.7	21271.6	20929.1	20893.4	21060.2	21679.7	23812.2	20541.9
57.5°	14379.7	14713.2	16964.9	20601.5	21986.5	22144.3	22716.2	22757.9	23842.0	26317.0	22093.7
60°	13813.8	14108.6	16160.7	20464.5	22984.2	23648.4	24580.6	24729.6	25953.7	29030.3	23702.0
62.5°	13319.3	13572.5	15678.2	19990.9	24110.0	25879.2	26996.1	27067.6	28351.3	32026.6	25289.5
65°	12154.8	12443.7	14707.3	19517.4	25081.0	28667.0	30200.8	30117.5	30903.7	34611.8	26284.3
67.5°	10585.2	10951.5	12893.4	17882.2	25560.5	31713.9	33810.7	33706.4	33423.5	36306.5	26570.2
70°	8580.7	8777.3	10573.3	15055.7	23645.4	33313.3	36661.0	36550.8	34984.1	36529.9	25218.0
71°	7383.4	7690.2	9206.2	13373.0	22052.0	32824.8	37027.3	36997.5	34987.1	35913.4	24199.4
72.5°	5763.2	5950.8	7291.1	10361.8	18743.0	30049.0	36121.9	36235.1	34227.6	34200.8	22099.6
75°	3645.5	3728.9	4574.8	6099.7	10284.4	21280.6	30835.2	31142.0	30391.5	27993.9	16434.7
77.5°	2117.6	2224.9	2740.1	3594.9	4443.8	11550.2	22063.9	22397.5	21116.8	15413.2	6728.2
80°	1233.1	1352.2	1804.9	2087.8	2040.2	4285.9	11234.5	11803.3	9143.6	3892.8	1888.3
82.5°	685.0	765.4	1268.8	1271.8	1087.1	1399.8	3535.3	3699.2	2609.1	1569.6	771.4
85°	497.4	562.9	819.1	741.6	521.2	601.6	1230.1	1289.6	1054.3	661.2	250.2
87.5°	175.7	250.2	449.7	357.4	143.0	125.1	354.4	288.9	268.1	184.7	56.6
90°	0.0	0.0	0.0	0.0	0.0	0.0	0.0	0.0	0.0	0.0	0.0



REPORT NUMBER: P456594
 CATALOG NUMBER: GLAN-SA7D-760-U-T3R

CANDELA DISTRIBUTION (continued):

	90°	95°	105°	115°	125°	135°	145°	155°	165°	175°	180°
0°	9837.6	9837.6	9837.6	9837.6	9837.6	9837.6	9837.6	9837.6	9837.6	9837.6	9837.6
2.5°	9891.2	9897.2	9867.4	9813.8	9760.2	9691.7	9614.2	9554.7	9527.9	9524.9	9521.9
5°	9998.4	10013.3	9900.2	9733.4	9548.7	9322.4	9128.8	8908.4	8851.8	8762.4	8789.2
7.5°	10171.2	10162.3	9938.9	9584.5	9152.6	8673.1	8268.0	8032.7	7788.5	7720.0	7723.0
10°	10418.4	10361.8	9938.9	9280.7	8559.9	7848.1	7282.2	6924.8	6731.2	6570.3	6510.8
12.5°	10680.5	10537.5	9843.6	8854.7	7797.4	6924.8	6317.2	5834.7	5709.6	5578.5	5581.5
15°	10930.7	10692.4	9655.9	8256.1	6975.4	5938.9	5349.2	5060.3	5021.6	5036.5	5033.5
17.5°	11157.0	10802.6	9370.0	7588.9	6016.3	5093.0	4780.3	4801.2	4905.4	4979.9	4988.8
20°	11386.4	10868.1	8944.1	6695.4	5110.9	4580.8	4592.7	4756.5	4914.3	5015.6	5030.5
22.5°	11603.8	10897.9	8443.7	5831.7	4455.7	4363.3	4539.1	4714.8	4869.7	4968.0	4982.8
25°	11746.8	10829.4	7734.9	4929.2	4134.0	4285.9	4470.6	4619.5	4750.5	4851.8	4875.6
27.5°	11785.5	10609.0	6856.2	4199.5	3985.1	4211.4	4381.2	4491.4	4592.7	4688.0	4705.9
30°	11764.6	10284.4	5891.3	3770.6	3898.7	4125.1	4256.1	4336.5	4458.6	4533.1	4548.0
32.5°	11731.9	9906.1	4884.6	3541.3	3827.2	4044.7	4122.1	4193.6	4190.6	4160.8	4181.7
35°	11743.8	9453.4	4068.5	3404.3	3764.7	3985.1	4050.6	3961.3	3705.1	3693.2	3681.3
37.5°	11806.3	9006.6	3475.8	3309.0	3731.9	3976.1	4011.9	3600.9	3374.5	3270.3	3243.5
40°	11967.2	8485.4	3085.6	3237.5	3728.9	4044.7	3836.2	3419.2	2984.3	2781.8	2766.9
42.5°	12181.6	7973.1	2847.3	3192.8	3764.7	4148.9	3764.7	3163.0	2689.5	2570.3	2552.5
45°	12500.3	7386.4	2716.3	3172.0	3818.3	4187.6	3740.9	2975.4	2570.3	2475.0	2475.0
47.5°	12860.7	6826.5	2644.8	3157.1	3886.8	4160.8	3529.4	2915.8	2513.8	2525.7	2582.3
50°	13218.1	6341.0	2591.2	3124.3	3946.4	4145.9	3443.0	2912.9	2528.7	2680.5	2781.8
52.5°	13632.1	5998.5	2525.7	3070.7	3946.4	4050.6	3416.2	2972.4	2570.3	2615.0	2659.7
55°	14132.4	5891.3	2442.3	2954.6	3874.9	3812.3	3401.3	3058.8	2600.1	2495.9	2513.8
57.5°	14793.7	6064.0	2361.9	2808.6	3711.1	3565.1	3395.4	3082.6	2531.6	2445.3	2427.4
60°	15562.1	6406.5	2338.0	2659.7	3487.7	3353.7	3359.6	3014.1	2436.3	2347.0	2361.9
62.5°	16101.2	6612.0	2323.1	2546.5	3243.5	3121.4	3273.2	2930.7	2394.6	2317.2	2332.1
65°	16101.2	6361.8	2186.1	2373.8	2927.8	2841.4	3169.0	2826.5	2341.0	2251.7	2236.8
67.5°	15490.6	5632.1	1977.6	2114.7	2579.3	2522.7	3023.1	2701.4	2260.6	2192.1	2156.4
70°	13900.1	4271.0	1715.6	1810.9	2138.5	2189.1	2835.4	2531.6	2126.6	2043.2	1989.6
71°	13200.2	3720.0	1605.4	1656.0	1968.7	2043.2	2746.1	2460.1	2067.0	1947.9	1852.6
72.5°	11851.0	3133.3	1438.6	1459.4	1682.8	1816.8	2558.4	2323.1	1953.8	1784.1	1676.8
75°	9003.7	2287.4	1158.6	1146.7	1245.0	1441.5	2165.3	2070.0	1712.6	1483.2	1420.7
77.5°	3889.8	1245.0	866.7	875.6	845.9	1093.1	1703.6	1778.1	1468.3	1206.2	1149.7
80°	1179.4	717.8	592.7	604.6	565.9	732.7	1200.3	1393.9	1179.4	938.2	860.8
82.5°	604.6	428.9	405.1	399.1	360.4	414.0	726.7	953.1	842.9	586.7	518.2
85°	262.1	229.3	199.6	193.6	169.8	148.9	259.1	476.5	446.8	327.6	312.7
87.5°	65.5	59.6	38.7	35.7	20.8	3.0	0.0	0.0	0.0	0.0	0.0
90°	0.0	0.0	0.0	0.0	0.0	0.0	0.0	0.0	0.0	0.0	0.0

(END OF REPORT)